

# Signet Bond Fund

May 2026

## Investment Objective

The Fund aims to provide investors access to revenue from placements in debt securities issued by state and municipal governments, central banks, credit institutions and corporations.

## Investment Policy

Up to 100% of Fund assets may be invested in debt securities and money market instruments issued primarily by OECD and Eastern European state and municipal governments, central banks, credit institutions and corporations.

The Fund's investments in high-yield debt securities may not exceed 70% of Fund assets.

The Fund's income is comprised mostly of the increasing value of debt securities and income from received coupon payments.

## Risk Profile

Summary risk indicator corresponds to the volatility of the Fund's share class returns. The current risk category may change in the future. More information on the summary risk indicator can be found in the Fund's share class key information document.

## Fund Facts

<b>Investment manager</b>	Signet Asset Management Latvia IPS	
<b>Fund manager</b>	Harijs Bekeris, CMT	
<b>Custodian</b>	Signet Bank AS	
<b>Domicile, fund type</b>	Latvia, UCITS	
<b>Inception date</b>	28/04/2020	
<b>Assets</b>	USD 3,664,470	
<b>Valuation frequency</b>	Daily; Cut-off time 15:00	
<b>Income method</b>	Accrual	
<b>Management fee</b>	0.85% per annum	
<b>Entry fee</b>	0%	
<b>Exit fee (on holdings &lt;1 year)</b>	0% (0.5%)	
	<b>A class</b>	<b>H class</b>
<b>Unit NAV</b>	117.508 USD	108.035 EUR
<b>ISIN</b>	LV0000401008	LV0000401016
<b>Currency</b>	USD	EUR
<b>Minimum investment</b>	USD 100.00	EUR 100.00



## Holding Statistics

Number of securities	34
Weighted average yield to maturity	
hedged to USD (A class)	6.9%
hedged to EUR (H class)	5.1%
Weighted average duration	3.1 years

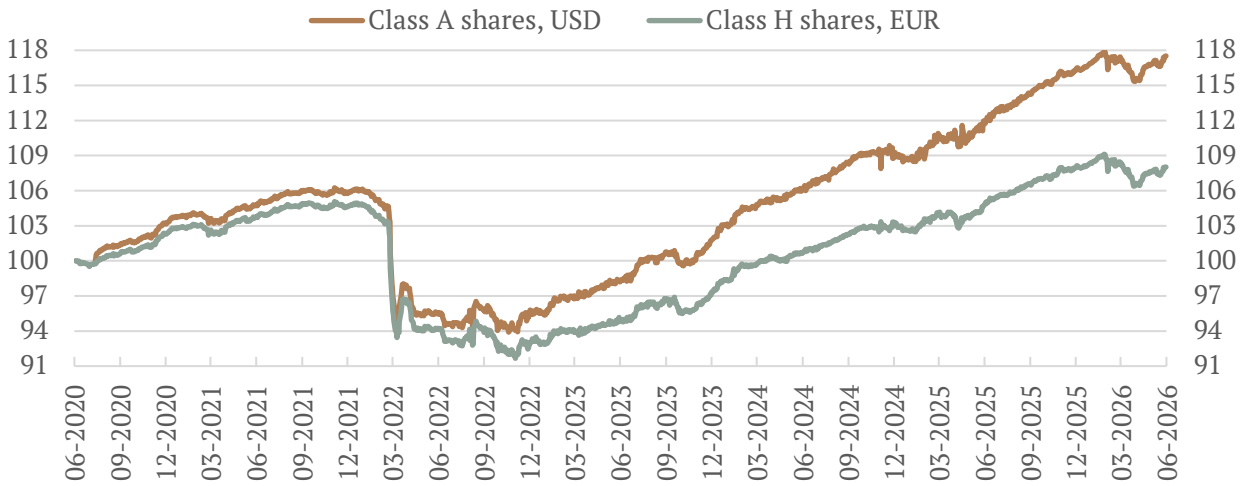
## Volatility metrics

31/05/2026	1 year	3 years	5 years
A class, USD	2.37%	5.54%	8.25%
H class, EUR	1.99%	3.75%	7.16%

## Fund Performance

31/05/2026	1 month	3 months	6 months	1 year	year-to-date	3-year (annualized)	5-year (annualized)	Since inception (annualized)
A class, USD	0.62%	0.06%	1.04%	4.95%	0.53%	6.16%	2.33%	2.78%
H class, EUR	0.37%	-0.37%	0.09%	3.16%	-0.31%	4.45%	0.82%	1.30%

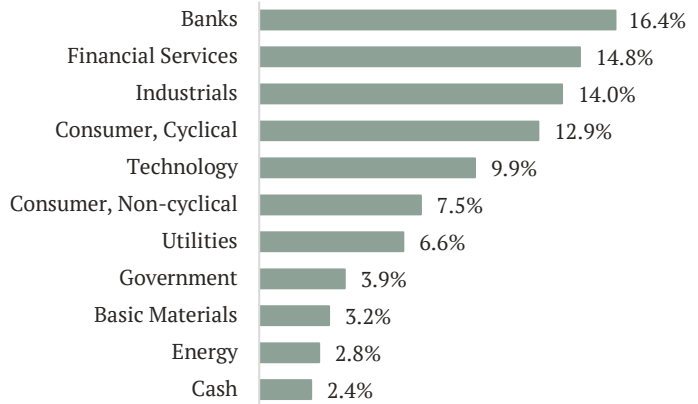
## Unit NAV



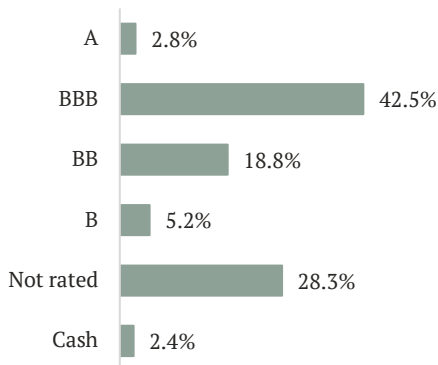
## Top 10 Holdings

CEMEX, 5.20%, 17/09/2030	5.5%
Romania, 5.875%, 30/01/2029	3.9%
Verizon Communications, 3.15%, 22/03/2030	3.9%
Banca Transilvania, 7.25%, 07/12/2028	3.4%
Civinity, 10.00%, 17/07/2029	3.4%
Supernova Invest, 5.00%, 24/06/2030	3.4%
CEZ, 4.25%, 11/06/2032	3.4%
Altrad Investment Auth., 4.429%, 23/06/2032	3.3%
Ford Motor Credit, 4.448%, 16/09/2032	3.3%
Siauliu Bankas, 4.853%, 05/12/2028	3.3%

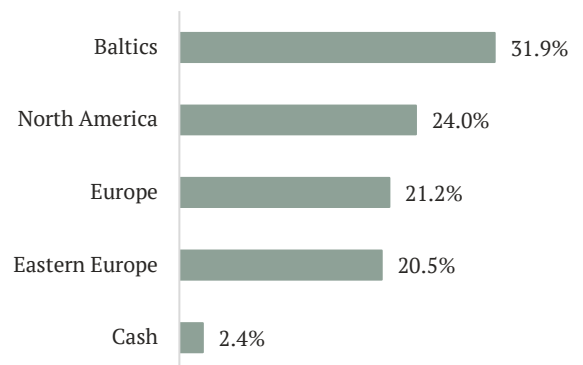
## Breakdown by Industry



## Breakdown by Credit Quality



## Breakdown by Region



### Disclaimer

In no event shall this document or any part of it be construed or interpreted as an offer, confirmation or promise to create any legal obligation. This material is for information purposes only and shall not be deemed to constitute, inter alia, a marketing/promotional communication, a public offering, investment advice, or an offer or recommendation to buy, hold or sell, or to engage in any activity with, the financial instruments referred to herein. The information contained in the material has in no way been prepared in such a way as to be tailored to the individual investor's investment needs, objectives, risk tolerance, knowledge and experience of the financial markets or any other relevant factor or constraint in making an investment decision. The authors of this material personally, as well as Signet Bank AS, its affiliates, including Signet Asset Management Latvia IPS or representatives, accept no liability for any use of the information (including any part thereof) contained herein, nor for any other consequences of using the information or statements contained therein, including any liability for direct or indirect damages (including lost profits) or penalties, even if advised of the possibility thereof.

Prepared on 12/06/2026